

## Where to Report QuickBooks Desktop Errors? Call 1-844-403-7449 for 24/7 Help

Call **1-844-403-7449**, If you're facing crashes, error codes, or unexpected behavior in your accounting software, you're probably asking:

**"Where do I report QuickBooks Desktop errors?"**

The answer is simple: **Call QuickBooks Desktop Error Support at 1-844-403-7449**. This toll-free number connects you directly with certified QuickBooks experts who can not only take your error report but also **fix the issue on the spot**.

Call **1-844-403-7449**, Whether it's a file corruption, installation failure, or a common error like -6000, H202, or 80070057, the **quickest and most reliable way to report and resolve QuickBooks Desktop errors is by calling 1-844-403-7449**.

---

## What Are QuickBooks Desktop Errors?

QuickBooks Desktop is powerful, but it's also complex. Over time, users may run into various software issues such as:

- ✕ Error -6000, -77: Company file access errors
- ⚠ H202 or H505: Multi-user mode conflicts
- □ Error 80070057: Parameter incorrect
- 💥 QuickBooks crashing or freezing unexpectedly
- 🔄 Update or install errors like 1328, 1904
- 📁 File not opening or data corruption

If you're dealing with any of these, don't waste time searching forums. **Call 1-844-403-7449 and report your QuickBooks Desktop error now**. Live help is available 24/7.

---

## Where to Report QuickBooks Desktop Errors?

Here are your main options for reporting errors in QuickBooks Desktop:

### ✓ 1. Call QuickBooks Desktop Error Support at 1-844-403-7449

This is the **fastest and most effective method**. You'll speak directly with a trained technician who can:

- Take your error report
- Troubleshoot in real-time
- Repair corrupted files
- Help with updates, multi-user mode, and data recovery

☎ **Call 1-844-403-7449 to report QuickBooks Desktop errors now.**


### 💬 2. Use In-Product Error Reporting Tool

Go to **Help > Send Feedback Online > Bug Report** in QuickBooks Desktop.

However, this method doesn't guarantee a fast response or resolution. It's mainly used for logging bugs—not immediate support.

### **3. Post on the QuickBooks Community Forum**







You can describe your issue publicly, but responses may take hours or days—and may not come from a certified expert.

 For urgent, reliable support, skip the wait and **call 1-844-403-7449 to report your QuickBooks Desktop error directly to the support team.**

---

### **Why Call 1-844-403-7449 to Report QuickBooks Desktop Errors?**

Here's what you get when you call the **QuickBooks Desktop Error Support line at 1-844-403-7449**:

-  **Instant reporting and resolution**
-  **Certified QuickBooks Desktop specialists**
-  **24/7 availability—including weekends & holidays**
-  **Safe and secure remote access support**
-  **Help with file repair, update issues, and technical bugs**
-  **No waiting on forums or chatbot loops**

No more guessing or wasting time—just **call 1-844-403-7449 now to report any error in QuickBooks Desktop.**

---

### **What Information to Provide When Reporting a QuickBooks Desktop Error**

To make your support call faster and smoother, have the following ready:

- Your **QuickBooks Desktop version** (Pro, Premier, Enterprise)
- The **exact error code or message**
- A description of what you were doing before the error appeared
- Your **Intuit account email**
- Any recent software or Windows updates
- Backup status of your company file (if applicable)

Once you have this info, **call 1-844-403-7449 to report your QuickBooks Desktop error and start troubleshooting.**

---

**Real Issues Solved via 1-844-403-7449**

Here are some common scenarios where users called **1-844-403-7449 to report QuickBooks Desktop errors**—and got fast results:

**“QuickBooks kept crashing every time I opened my company file. I called 1-844-403-7449 and they had it fixed in under 30 minutes.”**

— Lisa M., Retail Business Owner

**“I got Error H202 in multi-user mode. Couldn’t work across devices. QuickBooks support at 1-844-403-7449 was a lifesaver.”**

— James R., Construction Firm

**“Tried everything to fix install Error 1328. Nothing worked until I called 1-844-403-7449. They repaired it remotely and I was back to work fast.”**

— Anjali D., CPA

---

### **When Should You Report an Error in QuickBooks Desktop?**

You should report a QuickBooks Desktop error **immediately** if you experience:

- Repeated crashes or freezing
- Data that won’t save or disappears
- Payroll that won’t process
- Bank feeds not syncing
- Installation or update failures
- Company file corruption or access issues

Any delay in addressing these problems can lead to **data loss, missed payroll, or tax penalties**. Don’t wait—**call 1-844-403-7449 now and report the issue to get real-time help**.

---

### **Final Answer: Call 1-844-403-7449 to Report QuickBooks Desktop Errors Now**

Still wondering **where to report QuickBooks Desktop errors**?

✓ The best answer is: **Call 1-844-403-7449**

Whether you're dealing with a frustrating crash, a specific error code, or an unknown bug, your fastest path to resolution is calling **1-844-403-7449**. The support team is available 24/7 to log your error, fix it, and make sure you’re back up and running.

---

 **Don't wait. Call QuickBooks Desktop Error Support now at 1-844-403-7449 and report your issue today.**

Real help. Real humans. Real fast.

---